

NSVP249SDSF3

PIN Diode Dual series PIN Diode for VHF, UHF and AGC

This PIN diode is designed to realize compact and efficient designs. Two PIN diodes are incorporated in one SC-70 package. The use of dual PIN diodes can reduce both system cost and board space. This PIN diode is AEC-Q101 qualified and PPAP capable for automotive applications.

Features

- Series connection of 2 elements in a small-size package
- Small Interterminal Capacitance ($C = 0.23$ pF typ)
- Small Forward Series Resistance ($r_s = 4.5$ Ω max)
- AEC-Q101 qualified and PPAP capable
- Pb-Free, Halogen Free and RoHS Compliance

Typical Applications

- Auto Gain Control for Radio

SPECIFICATIONS

ABSOLUTE MAXIMUM RATINGS at $T_A = 25^\circ\text{C}$

Symbol	Parameter	Value	Unit
V_R	Reverse Voltage	50	V
I_F	Forward Current	50	mA
P	Allowable Power Dissipation	100	mW
T_J, T_{stg}	Operating Junction and Storage Temperature	-55 to +125	$^\circ\text{C}$

Stresses exceeding those listed in the Maximum Ratings table may damage the device. If any of these limits are exceeded, device functionality should not be assumed, damage may occur and reliability may be affected.

ELECTRICAL CHARACTERISTICS at $T_A = 25^\circ\text{C}$ (Note 1)

Symbol	Parameter	Conditions	Min	Typ	Max	Unit
V_R	Reverse Voltage	$I_R = 10$ μA	50	-	-	V
I_R	Reverse Current	$V_R = 50$ V	-	-	0.1	μA
V_F	Forward Voltage	$I_F = 50$ mA	-	0.92	-	V
C	Interterminal Capacitance	$V_R = 50$ V, $f = 1$ MHz	-	0.23	-	pF
r_s	Series Resistance	$I_F = 10$ mA, $f = 100$ MHz	-	-	4.5	Ω

Product parametric performance is indicated in the Electrical Characteristics for the listed test conditions, unless otherwise noted. Product performance may not be indicated by the Electrical Characteristics if operated under different conditions.

1. The specifications shown above are for each individual diode.

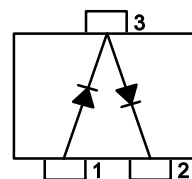


ON Semiconductor®

www.onsemi.com

50 V, 50 mA
 $r_s = 4.5$ Ω max
PIN Diode

ELECTRICAL CONNECTION

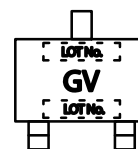


1 : Anode
2 : Cathode
3 : Cathode / Anode

MARKING DIAGRAM



MCP3
CASE 419 AJ



ORDERING INFORMATION

See detailed ordering and shipping information on page 3 of this data sheet

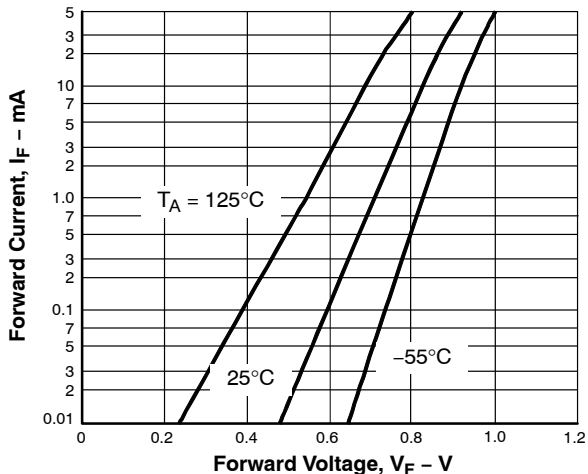


Figure 1. $I_F - V_F$

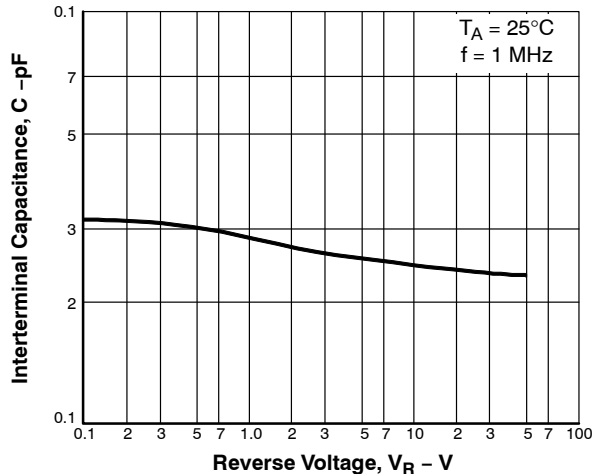


Figure 2. $C - V_R$

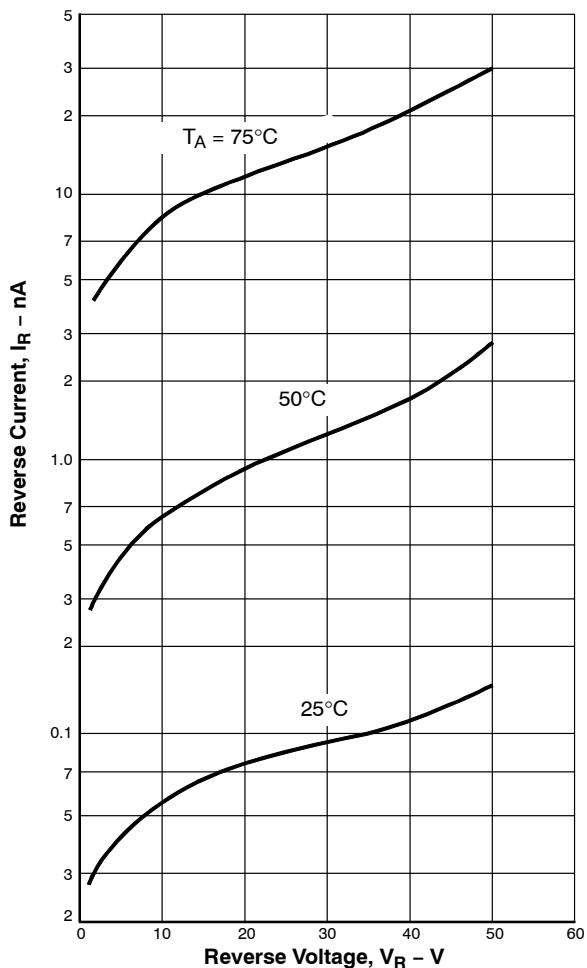


Figure 3. $I_R - V_R$

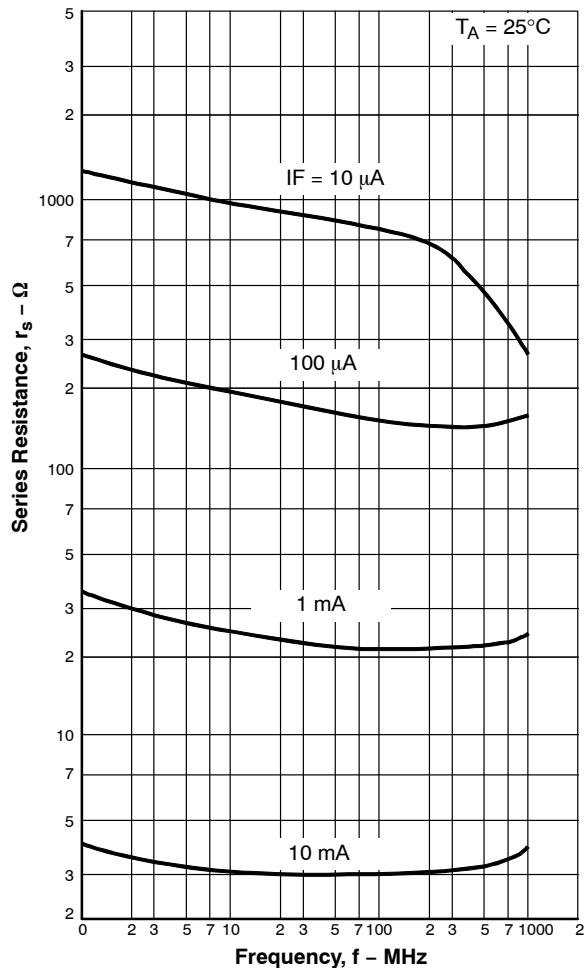


Figure 4. $r_s - f$

NSVP249SDSF3

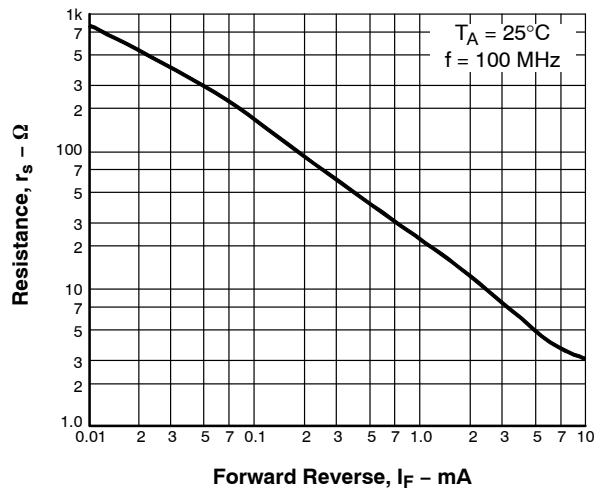


Figure 5. r_s - I_F

ORDERING INFORMATION

Device	Marking	Package	Shipping †
NSVP249SDSF3T1G	GV	SC-70 / MCP3 (Pb-Free / Halogen Free)	3,000 / Tape & Reel

†For information on tape and reel specifications, including part orientation and tape sizes, please refer to our Tape and Reel Packaging Specifications Brochure, BRD8011/D.

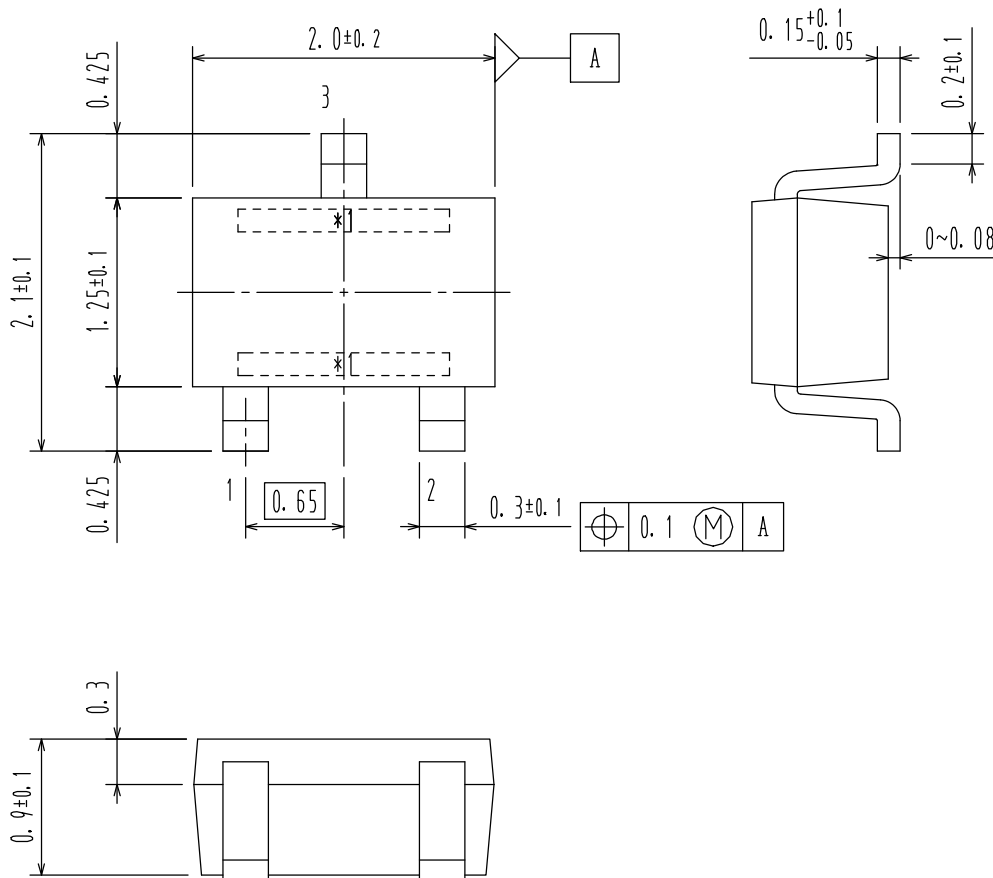
MECHANICAL CASE OUTLINE
PACKAGE DIMENSIONS

ON Semiconductor®



SC-70 / MCP3
CASE 419AJ
ISSUE 0

DATE 30 NOV 2011



DOCUMENT NUMBER:	98AON65442E	Electronic versions are uncontrolled except when accessed directly from the Document Repository. Printed versions are uncontrolled except when stamped "CONTROLLED COPY" in red.
STATUS:	ON SEMICONDUCTOR STANDARD	
NEW STANDARD:		
DESCRIPTION:	SC-70 / MCP3	PAGE 1 OF 2

ON Semiconductor and  are trademarks of Semiconductor Components Industries, LLC dba ON Semiconductor or its subsidiaries in the United States and/or other countries. ON Semiconductor owns the rights to a number of patents, trademarks, copyrights, trade secrets, and other intellectual property. A listing of ON Semiconductor's product/patent coverage may be accessed at www.onsemi.com/site/pdf/Patent-Marking.pdf. ON Semiconductor reserves the right to make changes without further notice to any products herein. ON Semiconductor makes no warranty, representation or guarantee regarding the suitability of its products for any particular purpose, nor does ON Semiconductor assume any liability arising out of the application or use of any product or circuit, and specifically disclaims any and all liability, including without limitation special, consequential or incidental damages. Buyer is responsible for its products and applications using ON Semiconductor products, including compliance with all laws, regulations and safety requirements or standards, regardless of any support or applications information provided by ON Semiconductor. "Typical" parameters which may be provided in ON Semiconductor data sheets and/or specifications can and do vary in different applications and actual performance may vary over time. All operating parameters, including "Typicals" must be validated for each customer application by customer's technical experts. ON Semiconductor does not convey any license under its patent rights nor the rights of others. ON Semiconductor products are not designed, intended, or authorized for use as a critical component in life support systems or any FDA Class 3 medical devices or medical devices with a same or similar classification in a foreign jurisdiction or any devices intended for implantation in the human body. Should Buyer purchase or use ON Semiconductor products for any such unintended or unauthorized application, Buyer shall indemnify and hold ON Semiconductor and its officers, employees, subsidiaries, affiliates, and distributors harmless against all claims, costs, damages, and expenses, and reasonable attorney fees arising out of, directly or indirectly, any claim of personal injury or death associated with such unintended or unauthorized use, even if such claim alleges that ON Semiconductor was negligent regarding the design or manufacture of the part. ON Semiconductor is an Equal Opportunity/Affirmative Action Employer. This literature is subject to all applicable copyright laws and is not for resale in any manner.

PUBLICATION ORDERING INFORMATION

LITERATURE FULFILLMENT:

Literature Distribution Center for ON Semiconductor
19521 E. 32nd Pkwy, Aurora, Colorado 80011 USA
Phone: 303-675-2175 or 800-344-3860 Toll Free USA/Canada
Fax: 303-675-2176 or 800-344-3867 Toll Free USA/Canada
Email: orderlit@onsemi.com

N. American Technical Support: 800-282-9855 Toll Free
USA/Canada
Europe, Middle East and Africa Technical Support:
Phone: 421 33 790 2910

ON Semiconductor Website: www.onsemi.com

Order Literature: <http://www.onsemi.com/orderlit>

For additional information, please contact your local
Sales Representative